Strategic Prevention Framework State Incentive Grant: Needs Assessment Final Report

Submitted May 15, 2007



Kathleen A. Moore, Ph.D.
kamoore@fmhi.usf.edu

M. Scott Young, Ph.D.
syoung@fmhi.usf.edu

Department of Mental Health Law and Policy
Louis de la Parte Florida Mental Health Institute
University of South Florida, Tampa, FL

Submitted to the Alliance for Substance Abuse Prevention (ASAP)

TABLE OF CONTENTS

INTRODUCTION 1

METHODS 2

Compilation and Review of Existing Data Sources 2

Focus Groups 2

Key Informant Interviews 3

RESULTS 4

Theme 1: Availability of Prevention and Treatment Services 4

Prevention Services for Youth 4

Treatment Services for Youth 6

Prevention Services for Adults 9

Treatment Services for Adults 10

Summary 11

Theme 2: Community Awareness of Alcohol and Drug Use 13

Florida Youth Substance Abuse Survey (FYSAS) 13

Driving Under the Influence (DUI) Indicators 15

Summary 19

TABLES

Table 1: Availability of Prevention and Treatment Services for Youth 8

Table 2: Availability of Prevention and Treatment Services for Adults 12

FIGURES

Figure 1: Pasco County Lifetime Use of Alcohol, Tobacco, and Other Drugs, 2006 13

Figure 2: Pasco County Past-30-Day Use of Alcohol, Tobacco, and Other Drugs, 2006 14

Figure 3: Past-30-Day Alcohol Use, Pasco County and Florida, 2006 15

Figure 4: Comparison of Pasco and Manatee Counties Alcohol-Related Crashes 16

Figure 5: Comparison of Pasco and Manatee Counties Alcohol-Related Injuries 17

Figure 6: Comparison of Pasco and Manatee Counties Alcohol-Related Fatalities 18

Figure 7: Comparison of Pasco and Manatee Counties DUI Arrests 19

APPENDICES

Appendix A: Profile of Alcohol and Drug Indicators for Pasco County 20

Appendix B: Overview of Focus Group Results 28

Appendix C: Overview of Key Informant Interviews 33

INTRODUCTION

The Alliance for Substance Abuse Prevention (ASAP) is located in Pasco County, Florida and serves over 450,000 residents. The mission of the ASAP is to "*develop, motivate, and encourage strategic relationships that reduce countywide risk factors and decrease substance use among youth and adults*" that was approved by the Alliance in March, 2007.

The goals of this Needs Assessment were to:

- Strengthen community capacity to collect and analyze community resource data for the purpose of producing an effective strategic prevention plan
- Identify existing gaps in substance abuse prevention and treatment services
- Examine current services provided in the area of substance abuse prevention and treatment knowledge application and development processes used by these constituents
- Identify potential strategies for more effectively providing substance abuse services in the Pasco County area

The Needs Assessment addressed both children and adult issues and included compiling and reviewing existing data sources, focus groups and key informant interviews with prevention and treatment providers, law enforcement, school administrators, and other policymakers in the community. With information from this needs assessment, the Alliance can target needs within the community, as well as fully understand the resources that exist to implement desired programs, practices, and polices. Additionally, the Alliance can determine resource gaps based on information obtained in the needs assessment. The strategic plan for the Alliance will be built on information gathered from this assessment.

METHODS

Compilation and Review of Existing Data Sources

Multiple methods were used to conduct the needs assessment information First, a review was conducted of existing data relevant to substance abuse prevention and treatment services in Pasco County. A "*Profile of Alcohol and Drug Indicators Report*" for Pasco County was developed and is attached in Appendix A. By definition, no single indicator can tell the whole story. The study of indicators permits us to assemble a mosaic that can help provide a clearer picture of the situation. This report collected information from a number of statewide and national data sites and include the following sources:

- Florida Department of Highway Safety and Motor Vehicles
- Uniform Crime Report data
- National Household Survey on Drug Use and Health
- Florida Youth Substance Abuse Survey
- Florida Department of Law Enforcement
- Florida Office of Vital Statistics
- Central Florida Behavioral Health Network

Once this information was compiled and reviewed, it was presented to the Alliance at their April meeting. The information compiled was used to create twelve tables that comprised the following issues: (1) Criminal justice indicators, (2) adult prevalence rates, (3) adolescent prevalence rates, (4) mortality data, and (5) treatment data.

Focus Groups

Focus groups were the second method used to collect data. The intent of the focus groups was to gather information in a group discussion format. The discussions within the focus groups were structured around a series of questions, which were read aloud by the group facilitator prior to beginning the discussion. Participants could choose between 2 focus groups times and location: one in West Pasco and the other in East Pasco County. There were 7 participants that represented the following agencies:

- Adult treatment and prevention substance abuse providers
- Youth treatment and prevention substance abuse providers

- Child welfare
- Department of Alcohol Beverage and Tobacco
- Police Department

The main areas focused on the following: (1) alcohol and drug prevention and treatment services for adults, (2) alcohol and drug prevention and treatment services for youth, (3) barriers to prevention and treatment services in Pasco County, and (4) coordination or communication between treatment providers. In addition to these questions, the two facilitators asked follow-up probes pertaining to adolescent services, communication, and a description of the underlying causes of identified problems. The raw data from the focus groups is presented in Appendix B.

Key Informant Interviews

Key informant interviews were the third method used to obtain data. The data and themes from the focus groups were integrated and then used to develop a structured interview. Key informants were defined as individuals who had extensive knowledge or experience with substance abuse prevention and treatment services within Pasco County. The interviews were conducted face-to-face, phone, and by e-mail. There were 10 participants that represented the following agencies:

- Adult treatment and prevention substance abuse providers
- Youth treatment and prevention substance abuse providers
- School system – middle and high school
- Colleges
- Department of Juvenile Justice

The main areas focused on identifying: (1) needed alcohol and drug services for youth and/or adults, (2) steps for getting these services in place, (3) barriers to providing services for youth and/or adults, (4) benefits from these improved services, and (5) top issues that need ASAP's attention in terms of services for youth and/or adults. The data from the key informant interviews were evaluated for recurrent themes and specific recommendations. The raw data from the focus groups are presented in Appendix C. The key informant interview data were then integrated with the data from the focus groups in order to obtain a synthesized picture for the needs assessment.

RESULTS

To meet the first needs assessment goal, *strengthen community capacity to collect and analyze community resource data*, Appendix A presents information from existing data sources to facilitate the Alliance's future updating of this information as well as the addition of new information. To that end, when available, specific internet links from which the data were derived are presented at the bottom of each table. The additional three goals: (1) *identify existing gaps in substance abuse prevention and treatment services*, (2) *examine current services provided in the area of substance abuse prevention and treatment knowledge application and development processes used by these constituents*, and (3) *identify potential strategies for more effectively providing substance abuse services in the Pasco County area* are presented in the needs assessment findings, with more detailed results located in Appendices B and C.

These findings are organized around two major themes: (1) Availability of prevention and treatment services, and (2) Community awareness of alcohol and drug use. Each of the two themes were supported by the various data sources obtained during the needs assessment, and should be used to inform the Alliance's strategic planning process. Although only the major themes arising from the needs assessment are presented below, the appended detailed findings contain a wealth of additional information that the Alliance should consider in order to more thoroughly understand the local context in which these themes are occurring.

Theme 1: Availability of Prevention and Treatment Services

Service availability for youth and adults was an area that was cited most frequently by participants. The following section highlights services that are currently available for both youth and adults in Pasco County, followed by gaps in services, and recommendations to improve services (see Tables 1 and 2).

Prevention Services for Youth. Currently, there are only 2 prevention programs in the school system and 1 afterschool program focused on alcohol and drug use for youth:

- ***Creating Lasting Families Connections (CLFC)*** **- Harbor Behavioral Health Care (Harbor)** implements this curriculum in 5-10 middle and high schools in West Pasco. CLFC has been recognized by SAMHSA as a model program and the focus is comprehensive, family strengthening, substance abuse and violence prevention serving

an intended population of high-risk children 9 to 17 years of age and their families. It is a 15- to 18-session program, modular in design, with optional delivery strategies.

- ***Alpha Program*** - **Youth and Family Alternatives (YFA)** implements this program in for 3rd and 4th grade students at 3 selected elementary schools. These students are targeted at-risk and recommended by teachers, administrators, parents, or the students may request consideration for themselves. The eligible student attends the program five days a week for one semester. Each student receives individual and small group counseling from YFA's ALPHA counselors, plus individual instruction from the ALPHA classroom teacher. The focus of the program is to improve protective and reduce risk factors.
- ***Project YES (Youth Empowerment Skills)*** – **YFA** implements this substance abuse prevention program designed for youth ages 3 through 17. This program provides family counseling, play therapy and skills training for children. Services are available to families at risk due to family and child issues, or substance abuse issues.
- ***Afterschool Program*** - Salvation Army implements an afterschool program.

As can be seen, there are relatively few prevention services for youth. Besides needing more prevention services (both in and out of school), some of the specific improvements noted from participants include the following:

- ***Implement prevention services for youth in East Pasco County*** – no prevention services currently exist in this part of the county.
- ***Hire bilingual counselors*** – East Pasco County has a relatively large Hispanic population and there are relatively few counselors who speak Spanish.
- ***Increase number of Alpha programs in elementary schools*** – only 3 schools implement this program in the elementary school.
- ***Implement evidence-based curriculum*** – very few evidence-based curriculum are currently available in the school system.
- ***Identify school prevention services*** – these services are not widely known in the school system. Additionally, it was noted by some participants that there is a school prevention coordinator but no one is aware of who that person is. The person needs to be more widely utilized across the school system.

Treatment Services for Youth. Currently, there are outpatient, residential, and aftercare treatment services for youth that include the following:

- ***Outpatient services*** - There are several outpatient treatment programs in Pasco County:
  - ***Traditional Outpatient Substance Abuse Services*** - **The Harbor** offers outpatient treatment to children and adolescents seeking treatment for issues with alcohol and/or drug abuse. Outpatient services are designed to improve the functioning or prevent further deterioration of presenting problems. Treatment services utilizing a brief, solution-focused orientation are provided through group, individual and family therapy.
  - ***Child Adolescent Substance Abuse (CASA)*** – **YFA** implements this substance abuse intervention program designed to provide counseling services to youth ages 8 through 17 who are at risk of substance abuse and for youth who may already be experimenting with substances. Group, individual and family services are available.
  - ***PAR Adolescent Intervention Center (PAIC)*** – **Operation PAR** offers a variety of outpatient services for youths and their families in partnership with the Department of Juvenile Justice and the Department of Children and Families. Services include: screening and assessment, individual counseling, intervention (MET/CBT), and parenting education.
  - ***Resources to Educate, Assess, Counsel and Help Families (REACH)*** – **Catholic Charities** offers counseling services, case management and life skills education focused on teen pregnancy, child abuse, and other social problems, in order to preserve and strengthen family relationships.
- ***Residential services*** – **The Harbor** Academy is a 15-bed residential substance abuse treatment facility for adolescents, with an average 4 to 6 month length of stay. Treatment includes individual, group, and family therapy. All clientss are enrolled in the Alternative Education Class provided by the Pasco County School Board. Parents/guardians are strongly encouraged to attend prescribed family sessions as well as multi-family psycho-educational groups.
- ***Aftercare services*** – **The Harbor** Academy's Substance Abuse Aftercare Program provides offers services and activities to assist individuals in reintegrating into their family and communities. A major focus is on rebuilding healthy relationships, and

recognizing triggers and warning signs, which may indicate relapse. Aftercare services include family involvement.

As with prevention services for youth, there are relatively few treatment services, particularly with residential and aftercare services. Some of the specific improvements noted from participants include the following:

- ***Implement detox services*** – there are no detox services for youth in Pasco County. If there is a need for detoxification, youth need to travel to Hernando or Pinellas County.
- ***Offer intensive outpatient services*** – only outpatient services exist for youth, there are currently no intensive outpatient services in Pasco County.
- ***Increase number of residential beds*** – there is a significant lack of adolescent beds – there is typically a waiting list since there are only 15 residential beds in all of Pasco County (only on the West side – there are none on the East side).
- ***Offer more transportation services*** - Offer bus passes or van service for youth so they can attend treatment services. Focus group interview data indicated that some youth cannot attend treatment services because of a lack of transportation.

Table 1. Availability of Prevention and Treatment Services for Youth

Current Prevention Services	Gaps in Prevention Services	Opportunities
School programs: • Creating Lasting Families Connectionst - Harbor • Alpha program – YFA • Program YES – YFA Afterschool programs: • Salvation Army	Few school/aftershool programs on drug and alcohol education East Pasco has no prevention services Few Hispanic counselors Only 3 Alpha programs in elementary schools Few evidence-based curriculum Lack of knowledge of school prevention services	Increase # of school/afterschool programs Offer prevention services in East Pasco County Hire bilingual counselors Increase # of Alpha programs in more elementary schools Implement more evidence-based curriculum in school system Increase awareness of school prevention and coordinator
Current Treatment Services	**Gaps in Treatment Services**	**Opportunities**
Outpatient services: • Traditional outpatient substance abuse services - Harbor • Child Adolescent Substance Abuse (CASA) – YFA • Par Adolescent Intervention Center (PAIC) – Operation PAR • Resources to educate, assess, counsel, and help families (REACH) - Catholic Charities Residential services: • Level II 15-bed facility – Harbor Aftercare services: • Substance Abuse Aftercare Program – Harbor	No detox services No intensive outpatient services Waiting list for residential beds Lack of transportation	Implement a detox unit Offer intensive outpatient services Increase # of residential beds Offer more transportation services (e.g. bus passes, van service, etc)

Prevention Services for Adults. Currently, there are several prevention programs geared toward adults:

- ***Creating Lasting Families Connections (CLFC)*** – **The Harbor** implements this curriculum to families in West Pasco. CLFC has been recognized by SAMHSA as a model program and the focus is comprehensive, family strengthening, substance abuse and violence prevention serving an intended population of high-risk children 9 to 17 years of age and their families. It is a 15- to 18-session program, modular in design, with optional delivery strategies.
- ***Aging to Perfection*** – **The Harbor** implements this program designed to prevent late onset substance abuse problems and to strengthen healthy behaviors in older adults. The program empowers individuals, families and communities to take action by helping older adults develop problem-solving skills and the ability to manage difficult situations. The program is designed to: provide information on risk factors and protective factors; create chemically healthy older adults by understanding the importance of standards and how those standards affect substance abuse and alcohol misuse and abuse; recognize the importance of feelings and rituals, and the role they play in keeping us chemically and emotionally healthy.
- ***DUI checkpoints*** – **Pasco County Sheriff's Office (PCSO)** conduct periodic DUI checkpoints throughout the county. These are advertised throughout the County and are considered a preventive measure.

As can be seen, there are relatively few prevention services for adults. Besides needing more prevention services, some of the specific gaps noted from participants include the following:

- ***Prevention services for college age*** – there are no prevention services targeting those young adults aged 18 to 25 years.
- ***Prevention services for adults in East Pasco County*** – no services exist in this part of the county. Additionally, East Pasco County has a large Hispanic population and there are relatively few counselors who speak Spanish
- ***Enforcement for .02 violations*** – particularly targeting 18 to 21 year-olds.

Treatment Services for Adults. There are significantly more treatment services for adults than for youth. These include the following:

- ***Detox services*** – **The Harbor** provides a 10-bed medical, detoxification program for persons 18 years of age and over. Admissions to this unit are based on the use of substances within the last 24-48 hours. Individual, group and family therapies are recommended, along with discharge/aftercare planning and linkage with AA or NA support. Length of stay averages three days.
- ***Outpatient services*** – there are several outpatient treatment programs in Pasco County:
  - ***Traditional Outpatient Substance Abuse services*** – **The Harbor** offers outpatient services designed to improve the functioning or prevent further deterioration of presenting problems. Treatment services utilizing a brief, solution-focused orientation are provided primarily through individual and group therapy. Psycho-educational groups include relapse prevention, anger management and co-dependency.
  - ***Family Intervention Specialists (FIS)*** - **The Harbor** provides family intervention services with 3 FIS (2 in West Pasco and 1 in East Pasco) who specialize in outreach and intervention services for adults with substance abuse issues The Family Intervention Program provides linkage, monitoring, planning, and advocacy for this adult substance abuse population.
  - ***Narcotic Addiction Treatment Center (NATC)*** – **Operation PAR** offers methadone maintenance/detox and buprenorphine maintenance/detox for individuals addicted to opiates (pain pills, heroin, Oxycontin, etc.). All patients who qualify for treatment receive an assessment, individualized treatment planning, and counseling.
  - ***DUI Counseling*** – **Pathfinder Counseling** is an addiction treatment center that provides outpatient programs and assistance for those who have received a dui-dwi.
  - ***Outpatient Counseling Services*** – **Alpha Counseling** is an addiction treatment center that provides outpatient programs, assistance for those who have received a DUI-DWI, and men's treatment.
- ***Residential services*** – **The Harbor's Community Recovery Center (CRC)** is an 18-bed residential Level II facility for adult substance abusers and for adults with co-existing disorders, ages 18 and older that have significant deficits in independent living skills and need extensive support and supervision. The program provides assessment, treatment,

rehabilitation, and ancillary services utilizing a structured rehabilitation-oriented approach modeled as a Therapeutic Community (TC) Family members are encouraged to participate in weekend family services throughout the treatment process.

- ***Aftercare services*** – **The Harbor** provides intensive follow-up and case management. CRC utilizes an integrated treatment approach that combines both mental health and addictions treatment into a unified and comprehensive track for individuals with co-existing disorders.

As can be seen, there are more treatment services for adults than there are prevention services. Some of the specific gaps noted from participants include the following:

- ***Implement intensive outpatient services*** – no intensive outpatient services currently exist for adults.
- ***Implement Level I residential services*** – Only Level II residential services currently exist for adults.
- ***Increase the number of Family Intervention Specialist (FIS)*** – there are only 3 FIS in Pasco County.
- ***Lack of treatment for uninsured persons*** – very little treatment services available for those person with no insurance.

Summary. As noted, there is a serious lack of services available for both youth and adults in Pasco County, which is a funding issue. There are significant problems with the funding for treatment and prevention services. Many agencies receive limited funding for their services and some funding streams are cut off entirely, as seen in the case with grants. Some agencies provide many services that are not funded because the level of funding is not consistent with the need for services. Grant support is a good option for the funding, but it can be difficult to maintain these services after the grant expires. Additionally, many organizations do not have the capability to develop and apply for grant funding on a regular basis

- ***Recommendation.*** Develop projects to capitalize on the diversity and expertise of Alliance members. Projects with established infrastructure could access multiple funding streams and provide for ongoing support for treatment and prevention campaigns.
- ***Recommendation.*** Increase training opportunities for staff and counselors within service provider agencies.

Table 2. Availability of Prevention and Treatment Services for Adults

Current Prevention Services	Gaps in Prevention Services	Opportunities
Creating Lasting Families Connection (CLFC) – Harbor	Prevention services for 18 to 25 years	Implement prevention services for young adults
Aging to Perfection - Harbor	Prevention services in East Pasco	Implement prevention services in East Pasco County
DUI Checkpoints	.02 violations enforcement	More enforcement for .02 violations
Current Treatment Services	**Gaps in Treatment Services**	**Opportunities**
Detox services – Harbor	Intensive outpatient services	Implement outpatient services
Outpatient services: • Traditional outpatient services – Harbor • Family Intervention Services (FIS) - Harbor • Narcotic Addiction Treatment Center (NATC) - Operation PAR • DUI Counseling – Pathfinder Counseling • Outpatient Counseling – Alpha Counseling	Level I residential services (30-60 days) Lack of FIS Lack of treatment for uninsured persons	Implement Level I residential services Increase # of FIS Offer more services for those uninsured
Residential services – Harbor's Community Recovery Center (CRC)		
• Aftercare services: - Harbor		

Theme 2: Community Awareness of Alcohol and Drug Use

Lack of public awareness of alcohol and drug use was another area that was cited by many of the participants, both in the focus groups and key informant interviews. Participants noted that alcohol use is a "big" problem in Pasco County and has been prevalent for a long time. There is a dire need to change the mindset in the community that it is "OK" for youth to drink alcohol. This mindset is corroborated by the following indicators (i.e., Florida Youth Substance Abuse Survey and Driving Under the Influence Indicators) collected this year on Pasco County:

Florida Youth Substance Abuse Survey (FYSAS). This was administered to 1,187 Pasco County students in grades 6 through 12 in the Spring of 2006. The results are a valuable source of information used to help gauge the risk and protective factors of school-aged youth as well as educate parents and community as a whole. The following are the more important areas noted as opportunities for improvement.

Lifetime Use of Alcohol, Tobacco, and Other Drugs. As can be seen in Figure 1, alcohol is the most commonly used drug among Pasco County students, with an overall prevalence rate of 57.6% for lifetime use. After alcohol, students reported cigarettes (32.1%) and marijuana (23.9%) as the most commonly used drugs. As compared to past years, some drugs have shown a downward trend (i.e., alcohol, cigarettes, marijuana, pain relievers, and depressants) whereas others have shown an increase (i.e., inhalants, smokeless tobacco, and cocaine) [see Appendix A]. Nevertheless, all of these percentages are still higher than Florida statewide for lifetime use.

Figure 1. Pasco County Lifetime Use of Alcohol, Tobacco, and Other Drugs, 2006

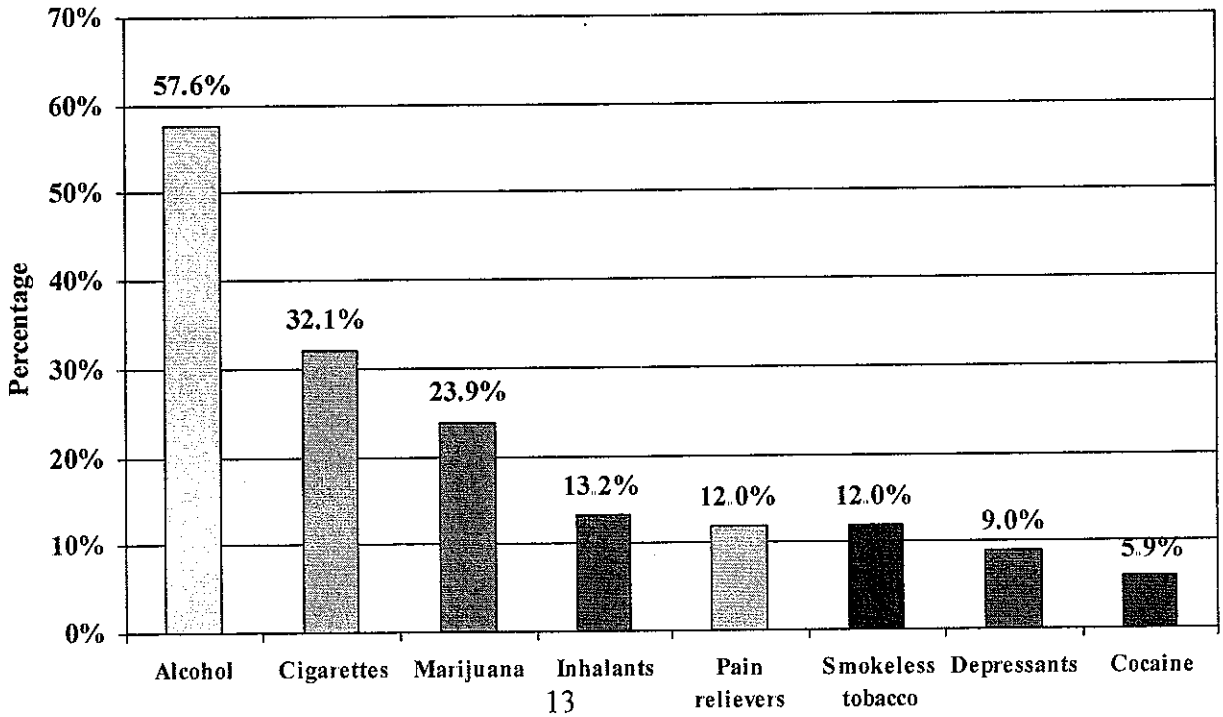

Past-30-Day Use of Alcohol, Tobacco, and Other Drugs. As can be see in Figure 2, alcohol is the most commonly used drug among Pasco County students with past 30-day use at 33.5%. After alcohol, students reported binge drinking (20.3%), marijuana (13.6%), and cigarettes (12.8%) as the most commonly used drugs. Similar to lifetime use, some of these drugs have shown a downward trend over the past several years (i.e., alcohol, cigarettes, pain relievers, and depressants) whereas others have shown an increase (i.e., binge drinking, marijuana, inhalants, smokeless tobacco, and cocaine) [see Appendix A]. Again, consistent with lifetime use, all of these percentages are still higher than Florida statewide for past-30-day use.

Figure 2. Pasco Past-30-Day Use of Alcohol, Tobacco, and Other Drugs, 2006

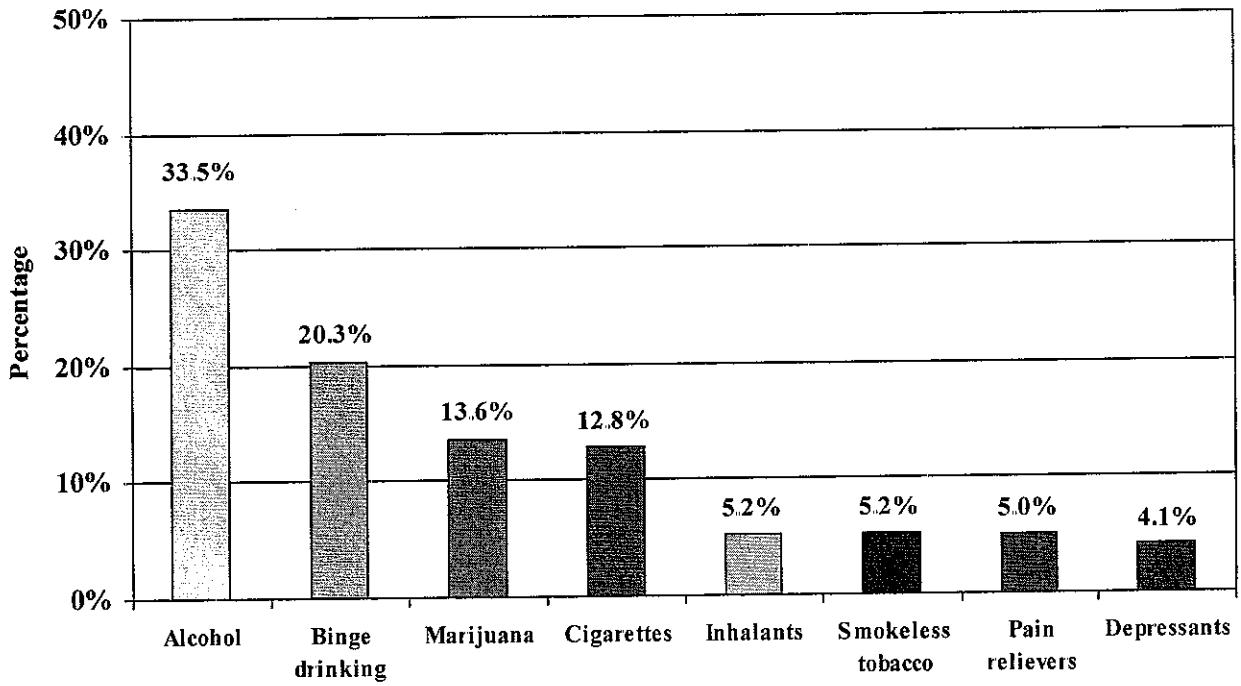

Lifetime and Past-30-Day Use of Alcohol. Of particular importance is students' use of alcohol, both lifetime and past-30-day use. As can be seen in Figure 3, the prevalence of past-30-day use for 2006 is higher in Pasco County compared to the state of Florida as a whole. Overall, 33.5% of surveyed Pasco County students reported the use of alcohol in the past 30 days compared 32.0% of surveyed students statewide. This appears to be due to the higher rate of usage in high school (46.4% for Pasco County vs. 41.8% statewide). Usage in middle school is actually lower in Pasco County than the state as a whole (16.6% for Pasco County vs. 19.0% statewide).

Figure 3. Past-30-Day Alcohol Use, Pasco County and Florida, 2006

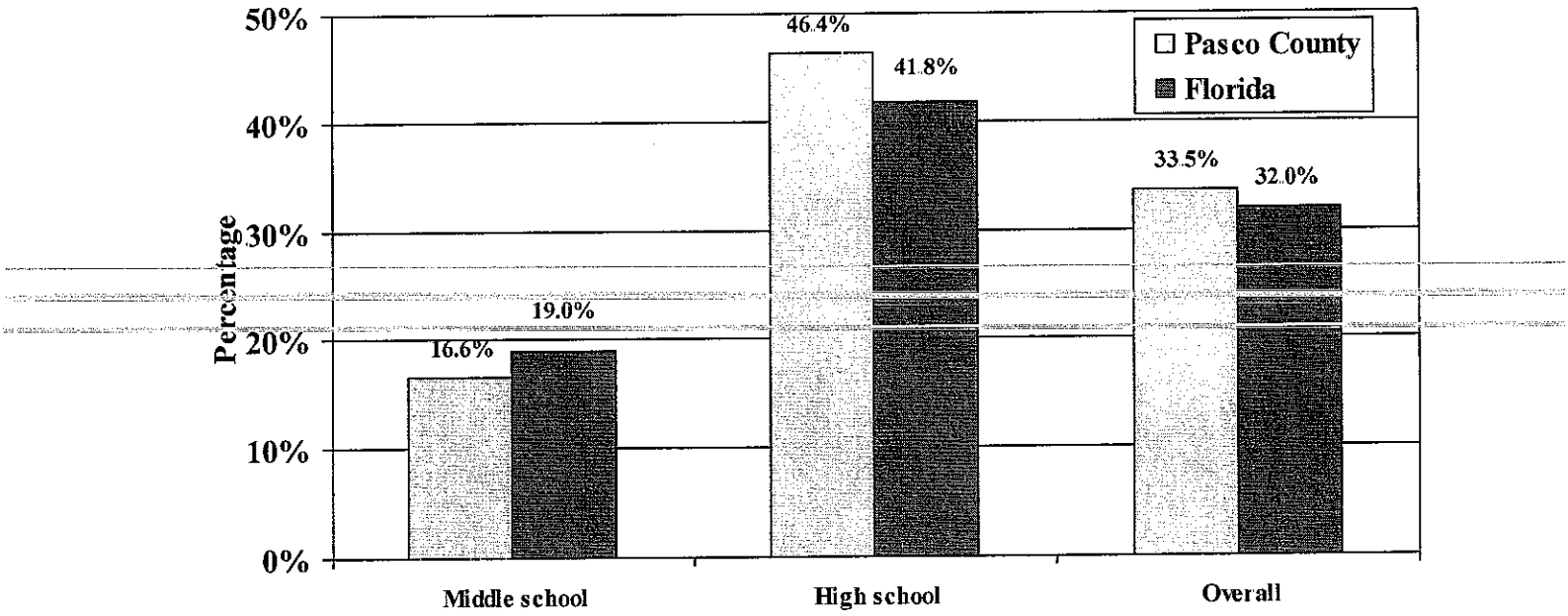

Binge Drinking Rates. Additionally, findings on binge drinking (defined as consuming five or more drinks in a row within the past two weeks) are important as they relate to alcohol use. In Pasco County, 20.3% of surveyed students reported binge drinking, with corresponding rates of 8.2% among middle school students and 29.4% among high school students. Although this represents a similar rate of middle school binge drinking compared to the state as a whole (8.4%), Pasco County high school students reported a higher rate compared to results from across Florida (23.0%). Binge drinking is more prevalent than past-30-day tobacco and marijuana use. Additionally, binge drinking has shown an incremental rise over the past six years (15.6% in 2000; 18.2% in 2002; 18.7% in 2004; 20.3% in 2006).

Driving Under the Influence (DUI) Indicators. Another important set of indicators that can be used to educate the community on the perils of alcohol abuse is the statistics on driving under the influence. Alcohol and automobiles are a lethal combination, which is why it is so important to work closely with local law enforcement and national advocacy partners to get even tougher on drunk drivers. Studies show that the majority of Americans consider impaired driving one of our Nation's most important social issues, ahead of healthcare, poverty/hunger and education.

Alcohol-Related Crashes. In 2005, the Florida Department of Highway Safety and Motor Vehicles (FDHSMV) reported a total of 23,864 alcohol-related crashes across the state of

Florida. As can be seen in Figure 4, 588 occurred in Pasco County, accounting for 2.5% of the state's total alcohol-related traffic crashes. Pasco County is slightly higher than Manatee County in number of alcohol-related crashes, with both counties increasing in the number of crashes over the past four years.

Figure 4. Comparison of Pasco and Manatee Counties Alcohol-Related Crashes

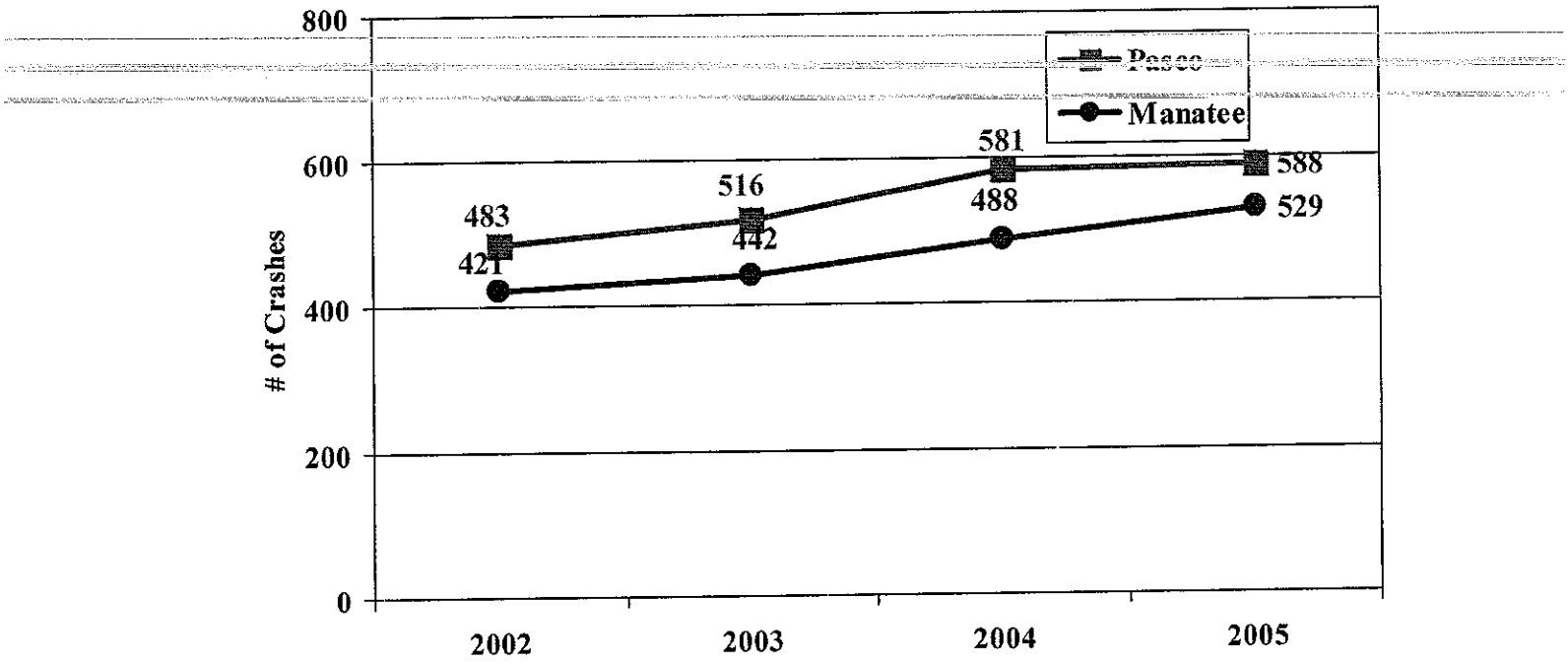

Alcohol-Related Injuries. During 2005, there were 17,783 alcohol-related injuries across the state of Florida. As can be seen in Figure 5, 614 occurred in Pasco County, accounting for 3.5% of the state's alcohol-related injuries. Pasco County's alcohol-related injuries also have increased incrementally over the past four years, but at a much higher rate than alcohol-related crashes. Compared to Manatee County, the Pasco community has seen an increase of over 70 alcohol-related injuries whereas there was a decrease in these type of injuries in Manatee County (years 2004 to 2005).

Figure 5. Comparison of Pasco and Manatee Counties Alcohol-Related Injuries

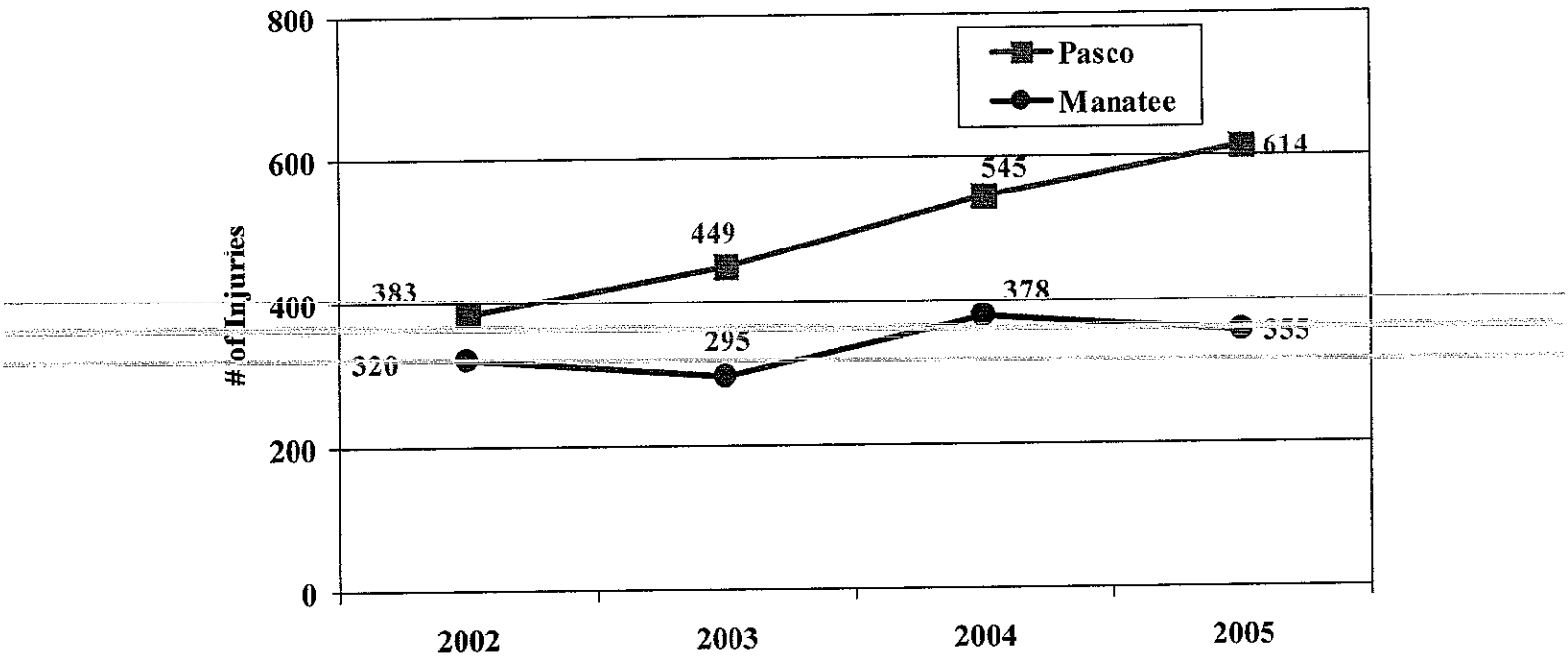

Alcohol-Related Fatalities During 2005, there were 1,239 alcohol-related fatalities across the state of Florida. As can be seen in Figure 6, 32 occurred in Pasco County, accounting for 2.5% of the state's alcohol-related fatalities. Contrary to the other two alcohol-related accidents, Pasco County's alcohol-related fatalities have decreased this past year whereas Manatee County has seen almost a 30% increase in alcohol-related fatalities (19 in 2004 to 27 in 2005).

Figure 6. Comparison of Pasco and Manatee Counties Alcohol-Related Fatalities

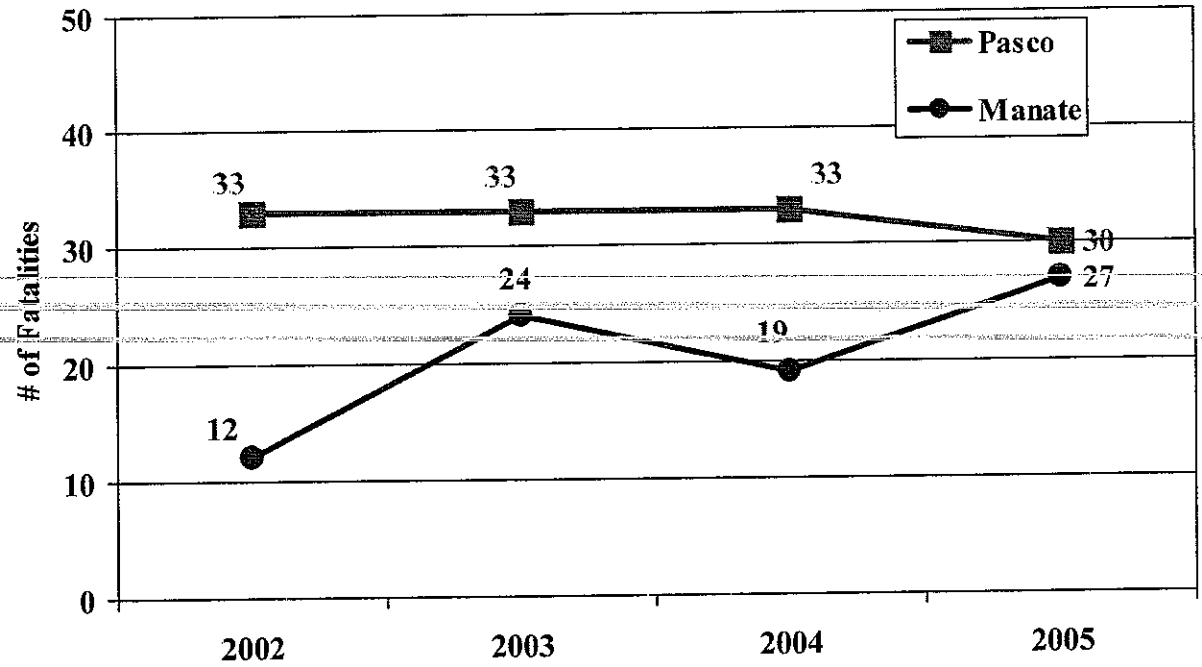

Driving Under the Influence (DUI) Arrests. Another important indicator of community safety and awareness is the number of DUI arrests. According to National Highway Traffic and Safety Administration (NHTSA, 2003), the majority of Americans support increased use of enforcement efforts, such as saturation patrols and sobriety checkpoints, to protect innocent victims. Information from the Uniform Crime Report (UCR) is shown in Figure 7 and compares Pasco and Manatee Counties DUI arrests. As can be seen in Figure 7, there was a 29% increase over the past year (1199 in 2004 to 1681 in 2005) with respect to the number of DUI arrests. Conversely, there was a 9% decrease in the number of DUI-related arrests for Manatee County.

Figure 7. Comparison of Pasco and Manatee Counties DUI Arrests

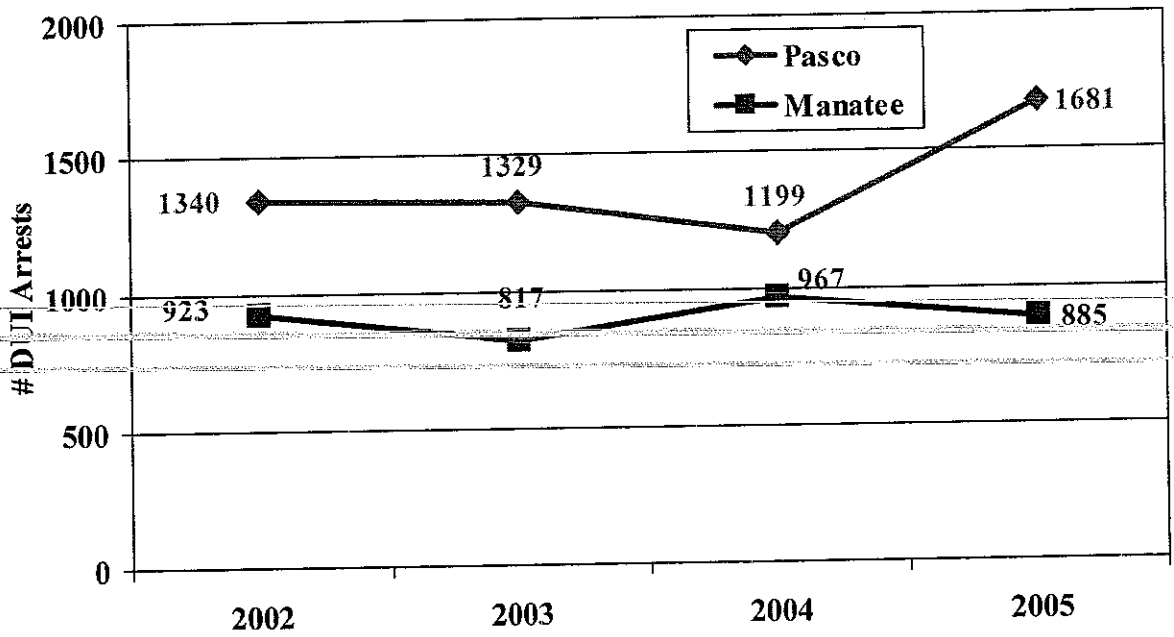

Summary. Taken together, local information from existing large-scale national surveys, crime data, and motor vehicle data can be used to educate the community on alcohol and drug use. Focus group information obtained from participants indicated that alcohol was in fact the substance of choice for most middle and high school students and that is was relatively easy to obtain. It was noted by participants that more education is needed to identify signs and symptoms of alcohol and drug use, particularly before the use becomes abuse.

The data also suggest that drinking and driving is a common practice and may be increasing throughout Pasco County. Although there was a substantial increase in the number of DUI-related arrests, this effort has not shown a decrease in alcohol-related injuries and crashes, only in alcohol-related fatalities. Focus groups indicated that the Sheriff's Office routinely conducts DUI checkpoints and saturation patrols. This information can enable Pasco County's planners to learn which risk and protective factors to target for their prevention and treatment programs.

Recommendations. Parent education workshops on the signs and symptoms of substance use should be a priority, as youth continue to use alcohol and other drugs at fairly high rates. The Alliance should work closely with the community (i.e., city officials, school system, law enforcement) to create ongoing dialogue on the use and misuse of alcohol and drugs.

Recommendations. Alliance efforts should focus on reducing this trend of alcohol-related accidents, working closely with law enforcement.

Appendix A:

Profile of Alcohol and Drug Indicators for Pasco County

Criminal Justice Indicators

Table One. Uniform Crime Report Alcohol- and Drug-Related Offense and Arrest Data

	Pasco County				Manatee County				Statewide			
Indicator	**2002**	**2003**	**2004**	**2005**	**2002**	**2003**	**2004**	**2005**	**2002**	**2003**	**2004**	**2005**
UCR Data[1]												
DUI Arrests	1,340	1,329	1,199	1,681	923	817	967	885	60,574	56,976	55,805	57,571
Drug / Narcotic Arrests	1,637	1,657	1,672	1,847	1,285	1,920	2,134	2,692	126,087	136,804	150,334	160,649
Liquor Law Violations	120	63	48	73	48	113	73	96	35,508	34,223	35,692	33,135

1. Uniform Crime Report (UCR) data retrieved through FDLE website: http://www.fdle.state.fl.us/FSAC/data_statistics.asp

- Pasco and State DUI arrests decreased from 2002 to 2004, then both increased from 2004 to 2005.
- Pasco and Manatee's drug/narcotic arrests increasing, consistent with the statewide trends.

General Population Surveys: Adult Prevalence Rates

Table Two. National Household Survey on Drug Use and Health (NSDUH) Prevalence Data for Persons Aged 12 and Older

	1999, 2000, & 2001			2002, 2003, & 2004		
	Suncoast District[1]	Florida Statewide	National	Suncoast District[1]	Florida Statewide	National
Alcohol						
Use, Past Month	51.8%	47.9%	47.3%	54.1%	51.5%	50.4%
Binge Use, Past Month	21.1%	19.2%	20.7%	23.1%	21.6%	22.8%
Perceptions of Great Risk of Having ≥5 Drinks Once or Twice a Week	45.6%	49.1%	46.0%	42.2%	44.9%	41.7%
Cigarettes						
Use, Past Month	26.1%	24.5%	25.4%	25.5%	24.2%	25.5%
Any Tobacco Product Use, Past Month	31.3%	28.9%	29.9%	29.7%	28.5%	29.8%
Perceptions of Great Risk of Smoking One or More Packs per Day	70.6%	71.0%	68.9%	73.9%	74.1%	72.2%
Marijuana						
Use, Past Month	5.2%	4.8%	5.1%	7.3%	6.3%	6.1%
Annual Rate of First Use	1.2%	1.2%	1.6%	1.7%	1.5%	1.8%
Perceptions of Great Risk of Smoking Marijuana Once a Month	45.0%	47.4%	43.4%	40.7%	42.7%	39.3%
Illicit Drugs						
Use, Past Month	6.4%	6.1%	6.7%	9.4%	8.4%	8.1%
Illicit Use Other Than Marijuana, Past Month	2.3%	2.4%	2.8%	3.9%	3.7%	3.6%
Cocaine Use, Past Year	1.6%	1.6%	1.7%	2.7%	2.6%	2.5%

1. Suncoast District includes De Soto, Hillsborough, Manatee, **Pasco**, Pinellas, and Sarasota Counties NSDUH substate data are reported as annual averages, http://www.drugabusestatistics.samhsa.gov/subStateTABS/AgeTabs.htm

- Alcohol: Suncoast has remained higher than state and national rates in alcohol use and binge alcohol use 1999 – 2004. Perceived risk of alcohol going down in County, State, and nationally
- Cigarettes: Suncoast remains higher than State with regard to cigarettes and tobacco products, with County and State use rates declining alongside increasing perceptions of harm
- Marijuana: Suncoast continues to exceed County and State marijuana use rates, though all have seen large increased rates of use and decreased perceptions of harm from 1999 – 2004.
- Illicit drugs: Suncoast past month illicit drug use remains higher than Florida rates, and has recently exceeded the national rates.

General Population Surveys: Adolescent Prevalence Rates

Table Three. Students Reporting Past 30-Day Use of Selected Drugs

	Pasco County			Florida Statewide		
Drug Type	**2002**	**2004**	**2006**	**2002**	**2004**	**2006**
Any Alcohol	34.4%	34.7%	33.5%	31.2%	32.3%	32.0%
Binge drinking	18.2%	18.7%	20.3%	16.0%	16.0%	16.8%
Cigarettes	15.8%	13.4%	12.8%	11.4%	11.4%	10.6%
Smokeless tobacco	3.4%	3.4%	5.2%	3.9%	3.7%	4.6%
Marijuana	13.8%	13.0%	13.6%	12.1%	11.5%	11.4%
Inhalants	3.0%	3.8%	5.2%	3.6%	4.2%	3.9%
Any illicit drug	17.0%	17.2%	17.4%	15.5%	15.8%	15.0%
Any illicit except marijuana	8.3%	9.4%	9.4%	7.5%	8.0%	7.3%
Alcohol or any illicit drug	38.0%	38.1%	37.0%	34.8%	36.1%	35.4%

Note Data obtained from FYSAS, http://www.dcf.state.fl.us/mentalhealth/publications/fysas/

- Despite a decrease in Pasco County's past month use of any alcohol, it still remains higher than Florida's statewide rate.
- In 2006 Pasco County past 30-day use rates of binge drinking, smokeless tobacco, and inhalants were at their peak, while the statewide rate for binge drinking and smokeless tobacco also reached its peak during that year.

Table Four. Pasco County Students Reporting Past 30-Day Use of Selected Drugs

	Middle School			High School		
Drug Type	**2002**	**2004**	**2006**	**2002**	**2004**	**2006**
Any Alcohol	20.8%	19.3%	16.6%	45.8%	47.5%	46.4%
Binge drinking	8.8%	8.6%	8.2%	26.0%	26.8%	29.4%
Cigarettes	8.4%	5.9%	6.8%	21.9%	19.7%	17.5%
Smokeless tobacco	2.1%	3.1%	3.5%	4.6%	3.8%	6.4%
Marijuana	7.0%	4.9%	5.5%	19.4%	19.4%	19.5%
Inhalants	4.1%	5.7%	5.1%	2.0%	2.3%	5.2%
Any illicit drug	11.6%	11.6%	10.1%	21.5%	21.6%	22.8%
Any illicit except marijuana	7.0%	8.5%	6.9%	9.3%	10.2%	11.1%
Alcohol or any illicit drug	24.7%	24.6%	20.0%	49.3%	49.4%	49.9%

Note Data obtained from FYSAS, http://www.dcf.state.fl.us/mentalhealth/publications/fysas/

- From 2002 – 2006 past month alcohol use has decreased among middle school students, though it increased slightly from 2002 - 2004 and then decreased from 2004 - 2006 for high school students. In 2006, Pasco high school students reported highest rates of past month use of binge drinking, smokeless tobacco, marijuana, and inhalants.
- Past month cigarette use is at its lowest in 2006 for Pasco high school students.
- From 2002 – 2006 there was a steady decrease in the percentage of Pasco middle school students reporting past month use of any alcohol, binge drinking, any illicit drug, and alcohol or any illicit drug.

Table Five. Students Reporting Lifetime Use of Selected Drugs

	Pasco County			Florida Statewide		
Drug Type	**2002**	**2004**	**2006**	**2002**	**2004**	**2006**
Any Alcohol	62.7%	61.1%	57.6%	56.5%	57.5%	56.1%
Cigarettes	41.1%	38.0%	32.1%	36.2%	34.0%	30.6%
Smokeless tobacco	11.4%	10.5%	12.0%	10.4%	9.6%	10.9%
Marijuana	27.8%	27.6%	23.9%	23.6%	23.5%	22.5%
Inhalants	13.8%	12.2%	13.2%	11.6%	12.9%	12.2%
Any illicit drug	34.0%	34.9%	31.7%	30.9%	31.9%	30.3%
Any illicit except marijuana	21.8%	21.4%	19.8%	18.8%	19.5%	18.1%
Alcohol or any illicit drug	65.3%	64.5%	61.1%	59.7%	61.1%	59.5%

Note. Data obtained from Florida Youth Substance Abuse Survey (FYSAS) of middle and high school students, http://www.dcf.state.fl.us/mentalhealth/publications/fysas/

- From 2002 – 2006 fewer Pasco County students reported lifetime use of alcohol, though this downward trend was not seen at Florida's statewide level.
- Lifetime cigarette and marijuana use rates have gone down for both Pasco County and Statewide from 2002 – 2006.
- Pasco County lifetime inhalant use was highest in 2002, though the statewide level peaked in 2004.

Table Six. Pasco County Students Reporting Lifetime Use of Selected Drugs

	Middle School			High School		
Drug Type	**2002**	**2004**	**2006**	**2002**	**2004**	**2006**
Any Alcohol	43.2%	42.1%	37.7%	79.0%	77.0%	72.8%
Cigarettes	27.7%	25.8%	19.5%	52.4%	47.8%	41.7%
Smokeless tobacco	8.3%	8.2%	8.3%	14.0%	12.4%	14.8%
Marijuana	13.6%	12.2%	9.1%	39.9%	39.9%	35.1%
Inhalants	13.5%	13.4%	13.7%	14.0%	10.8%	12.7%
Any illicit drug	23.5%	23.1%	20.3%	42.8%	44.2%	40.3%
Any illicit except marijuana	17.8%	18.0%	15.8%	25.2%	23.6%	22.88%
Alcohol or any illicit drug	46.9%	47.9%	41.7%	80.8%	78.3%	75.9%

Note. Data obtained from FYSAS, http://www.dcf.state.fl.us/mentalhealth/publications/fysas/

- From 2002 – 2006 fewer Pasco County middle and high school students reported any alcohol use, cigarette use, and marijuana use.
- Lifetime rates of Pasco middle school inhalant use were highest in 2006.
- This lifetime information is not as helpful as 30-day for identifying target problems.

Table Seven. Mean Age (in years) of First Substance Use among Pasco County Students

	Middle School			High School		
Measure	**2002**	**2004**	**2006**	**2002**	**2004**	**2006**
More than a sip or two of alcohol	11.5	11.4	11.4	13.3	13.3	13.5
Drinking at least once a month	12.4	12.5	12.5	14.3	14.8	14.7
Cigarettes	11.3	11.3	11.2	12.4	13.0	12.8
Marijuana	12.3	12.0	12.0	13.6	13.9	13.9

Note. Data obtained from FYSAS, http://www.dcf.state.fl.us/mentalhealth/publications/fysas/

- From 2002 – 2006 Pasco County's middle and high school students have generally maintained the age of first use of alcohol, cigarettes, or marijuana.

Table Eight. Percent of Pasco County Students Reporting Past 12 Month Drug-Related Behavior

	Middle School			High School		
Drug-Related Behavior	**2002**	**2004**	**2006**	**2002**	**2004**	**2006**
Selling drugs	2.9%	2.6%	1.8%	9.3%	8.9%	9.8%
Drunk or high at school	8.3%	6.1%	8.7%	19.9%	20.2%	23.1%

Note. Data obtained from FYSAS, http://www.dcf.state.fl.us/mentalhealth/publications/fysas/

- From 2002 – 2006 there was a steady decrease in the percentage of Pasco County middle school students who reported selling drugs, although this rate increased from 2004 – 2006 for high school students.
- From 2002 – 2006 there was an increase in the percentage of Pasco County high school students who reported being drunk or high at school. The corresponding rates for middle school students decreased from 2002 – 2004 and increased slightly from 2004 – 2006.

Mortality Data

Table Nine. District 6[1] Drug-Related Deaths by Lethal/Non-Lethal Levels

	Lethal Levels: Drug Was Cause of Death				Non-Lethal Levels: Drug Was Present			
Drugs	**2002**	**2003**	**2004**	**2005**	**2002**	**2003**	**2004**	**2005**
Cocaine	1	5	5	13	11	22	23	18
Methadone	2	6	5	6	6	1	2	3
Oxycodone	1	1	3	5	3	0	4	4
Hydrocodone	0	6	3	2	8	1	6	7
Heroin	6	3	1	3	0	0	0	0
Morphine	--	1	2	2	--	2	2	3
Alprazolam	--	0	1	1	--	1	5	1
Diazepam	--	0	0	0	--	3	1	1
Propoxyphene	--	2	4	2	--	1	4	10

1. District 6 includes Pasco and Pinellas counties.

Note. Lethal levels indicate overdoses in which the drug was the cause of death, whereas non-lethal levels indicate instances in which the drug was merely present.
Florida Department of Law Enforcement, *2004 Report of Drugs Identified in Deceased Persons by Florida Medical Examiners*, June 2005: http://www.fdle.state.fl.us/publications/Examiners/2004MERDrugReport.pdf

- ME data from 2002 – 2005 indicate that the number of deaths caused by each of the following prescription drugs (non-lethal level) has increased every year: cocaine, methadone, oxycodone, hydrocodone, and alprazolam.

Table Ten. Community Health Assessment Resource Tool Set (CHARTS)

	Pasco County				Manatee County			
Chronic Liver Disease and Cirrhosis	**2002**	**2003**	**2004**	**2005**	**2002**	**2003**	**2004**	**2005**
Number of Deaths	67	68	71	73	46	55	26	32
Percent of Total Deaths	1.3%	1.3%	13%	1.4%	1.4%	1.6%	0.8%	1.0%

Note. Data based on Florida Office of Vital Statistics retrieved from http://www.floridacharts.com/charts/chart.aspx

- CHARTS data from 2002 – 2005 indicate that the number of deaths caused by chronic liver disease and cirrhosis increased every year in Pasco county and was consistently higher than Manatee county.

Table Eleven. Alcohol-Related Crashes, Injuries, and Fatalities

	Pasco County				Manatee County				Statewide			
Indicator	**2002**	**2003**	**2004**	**2005**	**2002**	**2003**	**2004**	**2005**	**2002**	**2003**	**2004**	**2005**
DHSMV Data[1]												
Crashes	483	516	581	588	421	442	488	529	21,533	22,752	23,013	23,864
Injuries	383	449	545	614	320	295	378	355	16,864	17,379	17,580	17,783
Fatalities	33	33	33	30	12	24	19	27	1,007	1,096	1,093	1,239
TOTAL	899	998	1,159	1,232	753	761	885	911	39,404	41,227	41,686	42,886
UCR Data[2]												
DUI Arrests	1,340	1,329	1,199	1,681	923	817	967	885	60,574	56,976	55,805	57,571
Drug / Narcotic Arrests	1,637	1,657	1,672	1,847	1,285	1,920	2,134	2,692	126,087	136,804	150,334	160,649
Liquor Law Violations	120	63	48	73	48	113	73	96	35,508	34,223	35,692	33,135

1. Data obtained from Florida Department of Highway Safety and Motor Vehicles, http://www.hsmv.state.fl.us/

2. Uniform Crime Report (UCR) data retrieved through FDLE website: http://www.fdle.state.fl.us/FSAC/data_statistics.asp

- Pasco going up every year in alcohol-related crashes, injuries, and total alcohol-related motor vehicle incidents, reflective of the growing statewide pattern, and consistent with Manatee County.
- Bottom line = reducing alcohol-related traffic incidents is ripe target for Pasco.

Treatment Data

Table Twelve. Admission of Children to Pasco County Substance Abuse Treatment Providers

Drug of Choice	Primary	% Reporting	Secondary	% Reporting	Other	% Reporting
Marijuana	186	56.9%	90	36.2%	8	42.3%
Alcohol	94	28.7%	121	48.6%	1	5.2%
Crack	14	4.2%	8	3.3%	1	5.2%
Heroin/Opiate	9	2.8%	8	3.3%	2	10.5%
Methamphetamine	7	2.2%	5	2%	2	10.5
Benzodiazepine	6	1.8%	8	3.2%	2	10.5%
Oxycodone	5	1.5%	0	0	0	0
Cocaine	4	1.3%	5	2%	3	15.8%
Inhalants	2	.6%	3	1%	0	0
TOTAL	460	100%	249	100%	19	100%

Note Data obtained from the Central Florida Behavioral Health Network (CFBHN)

- CFBHN treatment data from July 2005 to April 2006 for underage (less than 21 years) use of any drug at time of treatment intake ranked by use preference.
- Of those youth indicating a preference the majority selected marijuana as the primary drug of choice with alcohol as secondary.

Appendix B:

Overview of Focus Groups

Drug prevention services for adults

1. **What prevention services are currently available for adults in Pasco County?**
   - DUI Media campaign
   - DUI checkpoints (advertise these as preventive measure)
   - DABT enforces underage drinking and fake IDs
   - Harbor has adult prevention program funding from DCF in West Pasco, none in East Pasco)
     - Creating Lasting Family Connections (evidence-based groups)
     - Aging to Perfection (groups focused on older adults)
     - Land-O-Lakes Jail

2. **How could Pasco County improve alcohol and drug prevention services for adults?**
   - Need more enforcement for 02 violations (targeting 18-21 year olds)
   - Need education for identifying signs and symptoms of substance abuse early on
     - Require alcohol-related offenders to take educational classes
   - Early detection and diagnosis
   - Media campaign for alcohol and drug use issues
   - East Pasco needs prevention groups (hard to hire staff in East Pasco)
   - Funding is available, problem is how to identify who needs to be in the groups

3. **How would Pasco County be different if these prevention services were in place?**
   - Detox not always full (detox is sometimes the first time a client is aware of problem)
   - Lower alcohol-related crashes (#1 in state)
   - Reduce arrests/progression of drug-related problem
   - Greater participation in groups

Drug treatment services for adults

4. **What treatment services are currently available for adults in Pasco County?**
   - Harbor
     - Detox 10 beds
     - Outpatient (LOS 3 months)
     - Level 2 residential 20 beds (LOS 2-3 months) – only one in both Pasco and Hernando County
     - Aftercare
     - FIS (2 in West Pasco and 1 in East Pasco)
   - Pathfinders
     - Outpatient
   - Alpha Counseling
     - Outpatient
   - Operation PAR
     - Methadone maintenance
   - Access to Recovery (ATR) Program – screening and assessment

5. **How could Pasco County improve alcohol and drug treatment services for adults?**
   - Offer intensive outpatient services
   - Offer level 1 residential services (LOS 30-60 days)
   - Offer residential mental health services
   - More FIS
   - More treatment services for uninsured persons
   - Focus on alcohol and crack cocaine throughout county, meth on East Pasco

6. **How would Pasco County be different if these treatment services were in place?**
   - Decrease involvement in high intensity services (residential)
   - Reduce recidivism and chronicity with substance use
   - Shorter waiting lists
   - Public awareness

Drug prevention services for youth

7. **What prevention services are currently available for youth in Pasco County?**
   - Harbor
     - Creating Lasting Families Curriculum (5-10 middle and HS, all in West Pasco)
   - Youth and Family Alternatives
     - Alpha Program (3 schools for 3rd and 4th graders for at-risk children – improve protective and reduce risk factors)
   - DABT
     - ICARE program (phone # to call to report selling alcohol to underage youth)
     - Some school training with resource officers
   - Salvation Army
     - Afterschool program

8. **How could Pasco County improve alcohol and drug prevention services for youth?**
   - No children's CSU in Pasco County
   - More Alpha programs in schools
   - More afterschool/weekend programs
   - More services for youth not involved with DJJ
   - Identify local media outlets
   - No drug education for marijuana
   - Publicize new law for adults giving alcohol to youth (6 months license suspension)
   - Identify school prevention coordinator across Pasco County
   - East Pasco has no prevention services for youth
   - East Pasco has large Hispanic population – need to hire more Hispanic counselors (Harbor only has 1 bilingual counselor)

9. **How would Pasco County be different if these prevention services were in place?**
   - More education with youth and family would help destigmatize drug abuse
   - Alcohol is a "big" problem – has been prevalent for a long time – need to change this mindset that it is OK for youth to drink alcohol
   - Less recidivism with DJJ

Drug treatment services for youth

10. **What treatment services are currently available for youth in Pasco County?**
    - Harbor
      - Outpatient
      - Level 2 residential – 15 beds
      - Provides substance abuse services for DJJ residential facility
      - Aftercare
    - Youth and Family Alternatives
      - CASA outpatient program for 12-18 year olds – 28 youth on caseload, only 1 therapist
    - Operation PAR
    - Catholic Charities
      - Family Counseling

11. **How could Pasco County improve alcohol and drug treatment services for youth?**
    - More treatment services for youth, particularly outpatient and intensive outpatient
    - More family-based services for youth
    - Need county/state funding for youth
    - Focus on alcohol, marijuana, and prescription drug use
    - Need Baker Act Receiving Facility for youth

12. **How would Pasco County be different if these treatment services were in place?**
    - Youth and families would have access to services they don't have currently

General questions

13. **What have you done to overcome some of the barriers to prevention and treatment services in Pasco County? What could eliminate some of the barriers?**
    - Barriers
      - Lack of intensive services for those not involved with corrections
      - Lack of DABT manpower (only 4 Pasco agents)
      - Lack of parent and community involvement
      - Getting word out that services are available
      - East Pasco was removed from ATR grant
    - Strengths
      - ASAP intervenes as a prevention coordinator
      - CLFC is an evidence-based curriculum that has worked very well in prevention
      - Additional FIS hired to work in East Pasco

14. How is coordination or communication between treatment providers? What makes or break communication?

- Communication is OK – no animosity, just real busy
- Child Abuse Council has a brown bag with other providers
- Pasco County Alliance meeting – just CEO's attend so information doesn't trickle down to program staff
- Police, Sheriff's Office, and Florida Highway Patrol communicate well with one another
- Little interagency communication
- Juvenile Justice Committee and Domestic Violence Coalition meet, but not much action
- Probation officers don't share treatment information (availability of treatment slots)

15. Top three issues in Pasco County

- Alcohol and drug-related education for both youth and adults
- Treatment services for youth – school prevention coordinator
- Get community invested/involved in alcohol and drug education

Appendix C:

Overview of Key Informant Interviews

1. How could Pasco County improve alcohol and drug services for youth/adults?

Treatment

- Increase funding for adolescent treatment services
- Provide more funding
- Shorten residential wait list
- Increase transitional housing

Prevention

- Increased funding
- County-wide screening and levels I (group focus) and II (individual focus) prevention-based services
- More education in schools, churches, and YMCA/YWCA

School System

- More implementation of proven curricula
- Changing social norms
- Long-term counseling services to those students in need

Law Enforcement

- More enforcement and treatment for methamphetamine

2. What are the necessary steps for getting these services in place?

Treatment

- Secure funding
- Identify state or federal funding resources
- Gather data to demonstrate the need

Prevention

- Secure funding (lobbying, justifying need with DCF, apply for grants, etc.)
- Collaboration with School Board
- Develop ASAP Coaltion
- Use SPIF-SIG to identify critical issues and strategies
- Better community awareness
- Better communication with elected officials

Law Enforcement

- Movement from corrections/incarceration to rehabilitation/services (probation officers are becoming like case managers)

3. What are some of the barriers to providing services for youth/adults?

Treatment

- Transportation
- Parent motivation
- Funding
- Managed care/insurance limitations

Prevention

- Stigma
- Parental motivation
- Limited funding
- Lack of understanding about prevention generally
- Turf issues
- Lack of communication between agencies and grassroot organizations

School System

- FCAT (teacher time)
- Students can obtain alcohol too easily in the surrounding areas

Law Enforcement

- Process affidavits more quickly
- Not enough officers in community
- Population growth (passing Pinellas in number of students)

4. How could we eliminate some of these barriers to services for youth/adults?

Treatment

- Family-focused services
- Increased funding
- Improved transportation

Prevention

- Increase education/awareness
- Helping the Office of Drug Control mobilize state agencies
- Collaboration at the local level needs to start with the coalition identifying the plan and strategies where everyone has a piece that makes a whole
- Collaborate with surrounding counties
- Better lines of communication between agencies and organizations

School System

- Gain teacher buy-in
- Get students involved, particularly in a social norms campaign
- Eliminate "college night" themes

5. How would Pasco County benefit from these improved services?

Treatment

- More families would be served, decreased substance use
- Intervention reduces reoffending
- Individuals in recovery return to being productive citizens

Prevention

- More families would receive prevention services (ultimately resulting in increased knowledge and decreased use)
- Reduced consumption
- Reduced consequences
- More effective communication across all systems
- Better equipped to deal with youth issues, they wouldn't be failing in school and one step away from prison

School System

- More prevention education
- Changing the culture
- Higher attendance in morning and Friday classes

6. How is communication with:

Treatment

- your own agency: Very good; open
- other treatment providers: Very good; limited in Pasco
- prevention providers: Infrequent; none
- law enforcement: Very good, constant; good, detox receives Marchman Acts and work closely with probation;
- the school system: Very good; none

Prevention

- your own agency: Very good; excellent (through e-mail)
- other prevention providers: Limited; good to excellent (within the network), Fair (outside the network)
- treatment providers: Good
- law enforcement: Very good; limited
- the school system: Very good; good

School System

- your school system: Good; ongoing and active
- other schools/colleges: Good; ongoing and active
- community prevention and treatment providers: Good; limited
- law enforcement: Good; very strong

Law Enforcement

- other law enforcement agencies: Good (meet regularly with PCSD, JAC, court)
- the school system: Monthly meeting regarding difficult cases
- community prevention and treatment providers: Monthly meeting regarding difficult cases

7. **What would you consider to be the top issues that need ASAP's attention in terms of services for youth/adults?**

Treatment

- Increased funding for treatment services for youth/adults
- Transportation
- Transitional housing
- More intervention/outpatient programs
- Increased availability of residential options for youth (30,60, 90 days)
- DJJ needs to have a more treatment oriented vision (although it has improved over the past year)

Prevention

- Increased funding for prevention services for youth/adults
- Focus on East Pasco
- Need for Spanish speaking providers
- Development of a strategic plan
- Identify, recruit, and involve coalition members
- Implementation of tobacco prevention funding
- Communication between agencies and organizations
- Better awareness and understanding of the County's needs

School System

- Community initiatives – social norms
- Involvement of those affected (both students and parents)
- Funding for treatment services
- Assistance with eliminating college bar night drink specials
- Eliminate stereotypes that college life is all about drinking (social norms)
- Work with H.S. students to identify alcohol and drug problems before they arrive on campus in an unstructured environment that causes them to fail